

**TECHNICAL SPECIFICATIONS OF VISHWAKARMA BRAND TRACTOR OPERATED CHAAF
CUTTER MACHINE**

TIN NO. 08102150260

VISHWAKARMA AGRO INDUSTRIES

MOB.: +91-9829211777
+91-9460635977
+91-9928509209







MANUFACTURER & SUPPLIER OF ALL KIND AGRICULTURE EQUIPMENTS











G-181(A) UDHYOG VIHAR JAIPURA, TEH.:CHOMU,
DISTT.:JAIPUR (RAJASTHAN),PIN- 303704
PH. NO.: 01423-220777(O), 01423-224381
Website.: www.vishwakarmaagroindustries.com,
www.vishwakarmaagro.in
Email.:vishwakarmaagro777@gmail.com
AN ISO 9001-2008 CERTIFIED COMPANY



AWARD AND ACHIEVEMENTS

- ❖ RASTRIYA UDHYOG RATNA AWARD 2013
- ❖ QUALITY BRAND AWARD 2013
- ❖ RAJIV GANDHI UDHYOG GOURAV AWARD 2013
- ❖ CUTTER THRESHER TESTED AND APPROVED BY MAHARANA PRATAP AGRICULTURE UNIVERSITY, UDAYPUR (RAJASTHAN)
TESTING REPORT NO. : CTATE/FMTC/2012/34

S.N.	TECHNICAL SPECIFICATIONS	SIZE / QUANTITY
1.	LOWER FRAME (BOTTEM CHASSIS CHANNEL)	Made from 125mm X 65mmX 5mm M.S. Chanel of 2100mm to 2200mm length.
2.	CUTTING BLADES 	4 NOS. BLADES MADE FROM CARBON STEEL. THIS IS ADJUSTABLE IN THREE BLADES AND TWO BLADES. THICKNESS- 2.5mm.
3.	FEEDING SYSTEM 	CONVEYERED FEEDER WITH REVERSE AND FORWARD GEAR CONTROL CONNECTED WITH 4.NOS. JOINTS.
4.	BALANCE WHEEL 	MADE FROM CAST IRON & 750MM. DIAMETER & THICKNESS 75 MM. TOP.
5.	FLY WHEEL	MADE FROM M.S. IRON PLATE.
6.	GEAR BOX 	THERE IS PROVISION OF TWO FORWARD (SLOW AND FAST) & ONE REVERSE GEARS. EVEN THERE IS PROVISION OF FILLING OIL AND GREASING IN ALL THE ROTATING PARTS.

7.	JOINTS		4 NOS. JOINTS ARE ATTACHED WITH GEAR ASSEMBLY.
8.	BEARING & PEDESTALS		USED TATA & SKF ,NBC OR EQUIVALENT
9.	TRACTOR POWER CAPACITY (hp.)		35 H.P. OR ABOVE CONNECT WITH TRACTOR
10.	CHAFF CUTTING CAPACITY		3000KG. TO 3500KG. PER HOUR.
11.	SAFETY		ALL THE ROTATING PARTS ARE COVERED BY SAFETY GUARDS.
12.	P.T.O.(POWER TAKE OFF) R.P.M.		550 R.P.M.
13.	P.T.O. JOINT		MACHINE CAN CONNECT WITH ANY TYPE OF TRACTOR VIA P.T.O. JOINT.
14.	TOOL BOX		SUITABLE SIZE WOODEN TOOL BOX ATTACHED WITH MACHINE.
15.	FITTING ACCESSORIES		ALL THE ACCESSORIES ARE FITTED WITH SUITABLE NUTS, BOLTS & WASHERS TO MAKE IT FOLDING.
16.	GRINDER		A GOOD QUALITY GRINDER ATTACHED WITH MACHINE.
17.	OVERALL DIMENSIONS		LENGTH:- 3300MM HEIGHT:- 1500MM. WIDTH:- 1300MM.
18.	APPROXIMATE WEIGHT (Kg.)		950Kg.

FEATCHERS:-

1. IT CUT THE FODDER UNIFORMLY.
2. LOW LOAD ON TRACTOR DURING OPERATION.
3. TASTED BY EXPERIANCED ENGINEERS.
4. BEST PRODUCTION IN LESS TIME.
5. SUPERIOR QUALITY CUTTING BLADES FOR LONG SURVICE.
6. GOOD EFFICIENCY.

ADVANTAGES:-

1. DURABLE AND LONG LASTING.
2. FUNCTIONALLY SUPERIOR
3. LOW MAINTENANCE.
4. GOOD AVERAGE.

Note: - Designs, specifications, features and information are subject to change without any Notice.